




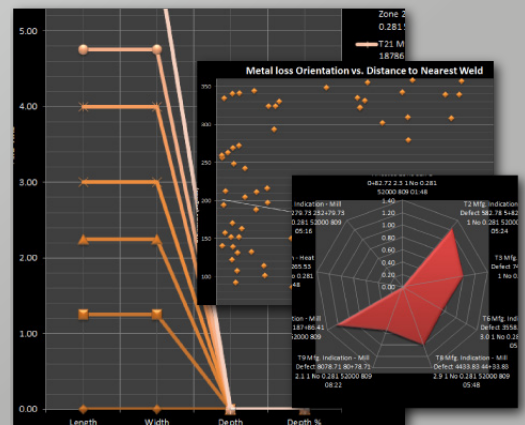
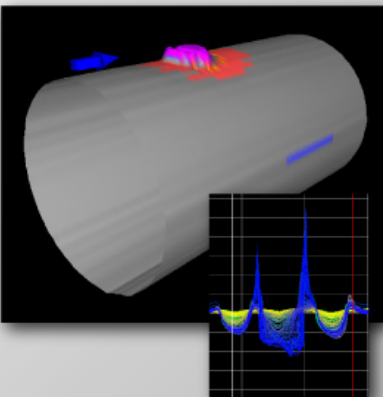
## Multidimensional Visual Analysis



**E**nduro Pig Prog II Presenter is a data analysis software tool engineered on breakthrough technology that lets you visualize and analyze your pipeline integrity data. You can connect and interact with your pipeline integrity data in seconds, then analyze and create interactive views that give you optimal information. It's so intuitive, yet complex enough to give you all of the information that you need – All at your fingertips.

### Consider Yourself Limit-less

- » **In-depth Analysis** Use Pig Prog II Presenter to view events and determine integrity issues.
- » **Multiple Data Views** Display data in several different views simultaneously.
- » **Interactive Displays** Update all views easily by simply moving to a new event.
- » **Customize Reporting\*** Create reports tailored to your company needs.
- » **3D Pipeline Analysis** Experience a three-dimensional sectional view of your pipeline.



\* Graphs and reports vary depending on project and pipeline conditions

